



HOUSING REPORT

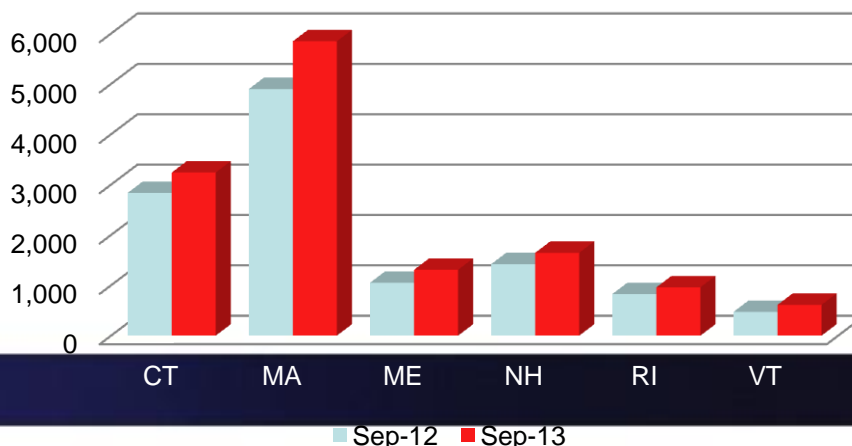


MARKET OVERVIEW

The RE/MAX of New England *September* Monthly Housing Report shows strong year-over-year home sales up 17.7% across the region. September prices are also positive, up 8.4% over 2012 numbers. The seasonal trend of a slower fall months has set in with home sales declining by 23.2%, month-over-month. Every state except Rhode Island reported an increase in inventory over the previous month.

“The New England housing market is reflecting a normal seasonal slowdown,” commented Dan Breault, EVP/Regional Director of RE/MAX of New England. “I’m encouraged that home sales are up over last year and pending sales are also up 31.2% over this time last year. As mortgage rates tic down, first-time homebuyers will continue to be an active segment of the market.”

New England Units Sold

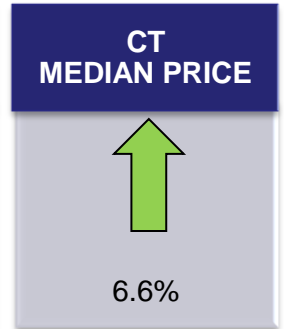
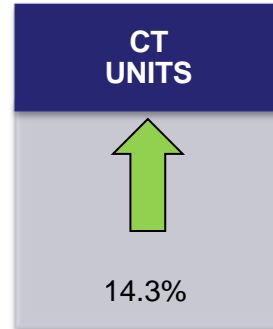


State Watch



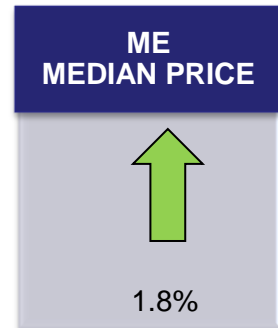
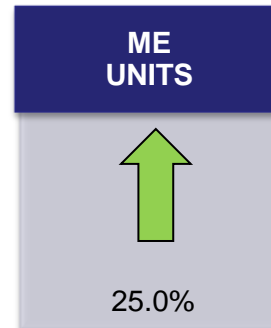
CONNECTICUT

Date	Units	Median Price
Sep-13	3,239	\$282,000
Sep-12	2,834	\$264,550



MAINE

Date	Units	Median Price
Sep-13	1,307	\$173,000
Sep-12	1,049	\$170,000

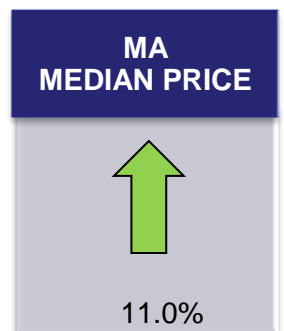
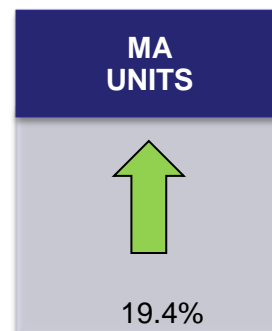


*Units and Median Price are reflective of Single Family Homes. Data provided by Maine Association of REALTORS®.



MASSACHUSETTS



Date	Units	Median Price
Sep-13	5,846	\$316,250
Sep-12	4,897	\$285,000



State Watch

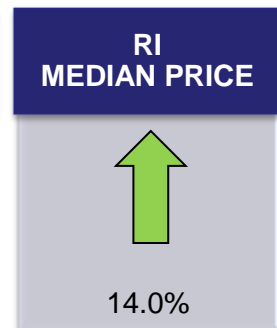
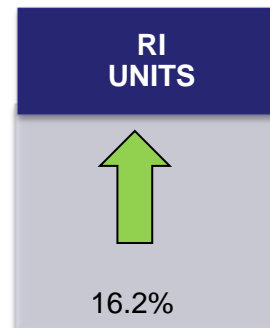
NEW HAMPSHIRE

Date	Units	Median Price
Sep-13	1,645	\$215,000
Sep-12	1,419	\$190,000



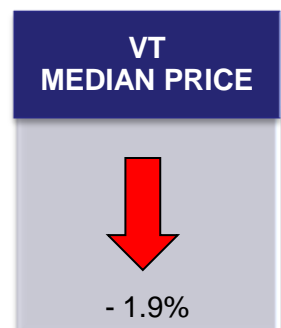
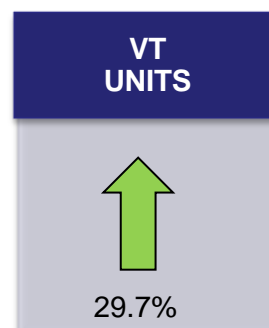
RHODE ISLAND

Date	Units	Median Price
Sep-13	959	\$213,800
Sep-12	825	\$187,500



VERMONT

Date	Units	Median Price
Sep-13	611	\$206,000
Sep-12	471	\$210,000





8 Strathmore Road | Natick, MA 01760 | 508.655.9400 | remax.com | remax-newengland.com

About RE/MAX of New England and Integra Enterprises

Since its inception in 1985, RE/MAX of New England has grown to over 220 offices and 2,700 sales associates throughout Connecticut, Maine, Massachusetts, New Hampshire, Rhode Island and Vermont, providing franchised residential and commercial real estate services to its franchisees and their real estate professionals.

Integra Enterprises Corporation is a privately held company headquartered in Toronto, Ontario, Canada. Integra is the largest sub-franchisor of Denver, Colorado based RE/MAX, LLC. Representing approximately 30 percent of RE/MAX worldwide with more than 27,000 agents, Integra operates RE/MAX regional headquarters in Massachusetts; Minnesota; Indiana; Toronto, Ontario, Canada; and Vienna, Austria. Integra's proven operating model supports its membership with a highly accessible and responsive regional leadership team delivering proprietary business development, training, marketing, and event management services from each of its regional offices.

For more information about Integra Enterprises read the [Integra brochure](#) or to read more about RE/MAX of New England visit the RE/MAX of New England blog at www.remax-newengland.com and follow us on Twitter at [@REMAXNE](#). RE/MAX is proud to help raise millions of dollars and support charitable organizations including Susan G. Komen for the Cure and Children's Miracle Network Hospitals.

DEFINITIONS

Transactions are the total number of closed residential (Single Family and Condo) transactions during the given month, with the exception of Maine. Maine transactions are the total number of closed residential (Single Family) transactions. Month's Supply of Inventory is the total number of residential properties listed for sale at the end of the month (active inventory) divided by the number of sales contracts signed (pending) during the month. Days on Market is the number of days that pass from the time a property is listed until the property goes under contract for all residential properties sold during the month. Median Sales Price is the median price of all residential properties sold during the month.

MLS data is provided by contracted data aggregators, RE/MAX brokerages and regional offices. While MLS data is believed to be accurate, it cannot be guaranteed. MLS data is constantly being updated, making any analysis a snapshot at a particular time. Every month the RE/MAX of New England Housing Report re-calculates the previous period's data to ensure accuracy over time. All raw data remains the intellectual property of each local MLS organization.

© copyright 2013 RE/MAX of New England, Inc