



HOUSING REPORT

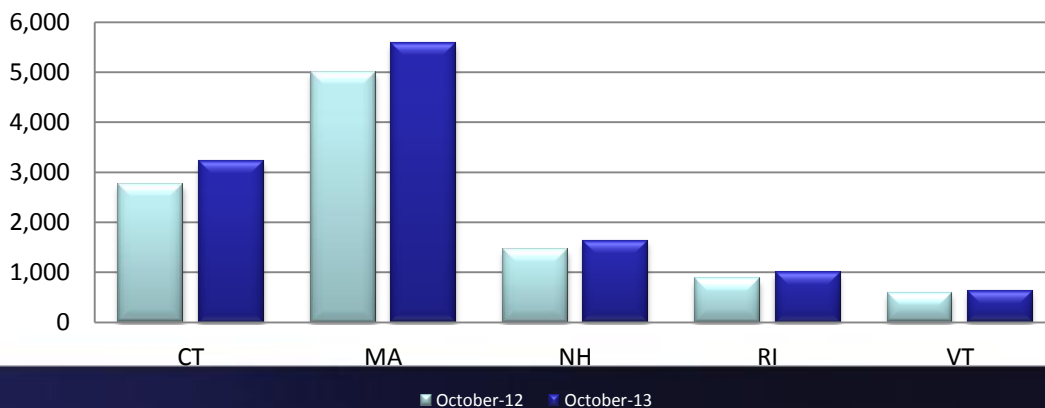


MARKET OVERVIEW

The RE/MAX of New England *October* Monthly Housing Report indicates that both median price and home sales increased over October 2012. Rhode Island and Vermont bucked the trend of a seasonal sales decline with both states showing an increase in homes sold month-over-month. Pricing in every state in the region, except for Connecticut, posted price increases over October 2012. Inventory in Connecticut, Massachusetts and Vermont decreased over last month.

“Homebuyers and sellers alike should take advantage of the seasonal trends and low inventory. As we get closer to winter, buyers are more likely to find a motivated seller,” commented Dan Breault, EVP/Regional Director. “With inventory still low across most of the region, sellers should not wait until spring to list their home.”

New England Units Sold

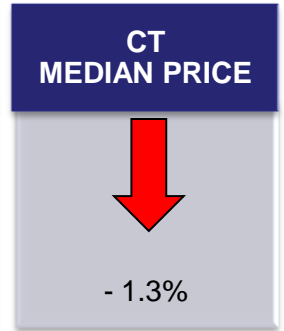



State Watch



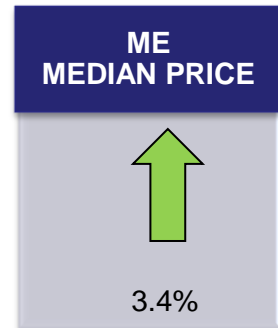
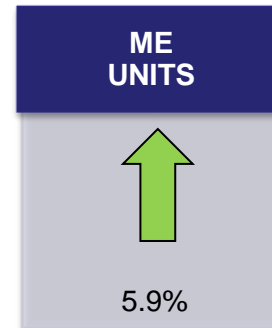
CONNECTICUT

Date	Units	Median Price
Oct-13	3,215	\$260,625
Oct-12	2,753	\$264,000



MAINE

Date	Units	Median Price
Oct-13	1,246	\$176,250
Oct-12	1,177	\$170,500

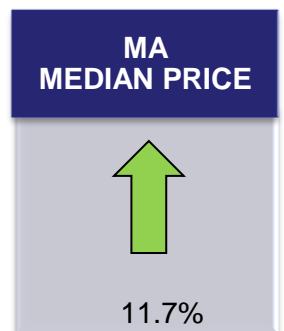
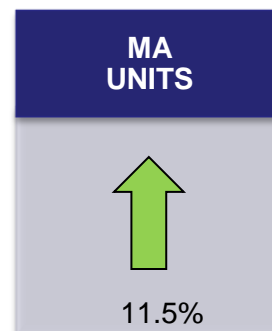


*Units and Median Price are reflective of Single Family Homes. Data provided by Maine Association of REALTORS®.



MASSACHUSETTS

Date	Units	Median Price
Oct-13	5,578	\$308,400
Oct-12	5,001	\$276,000

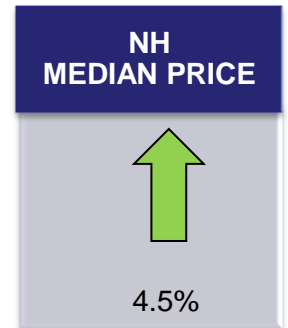



State Watch



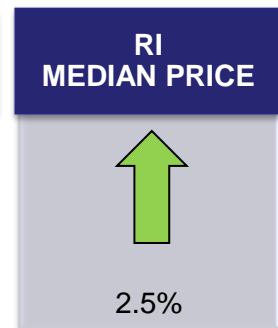
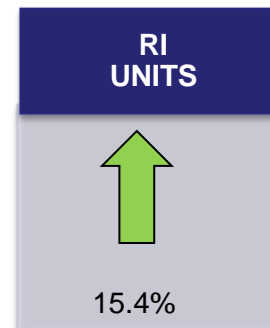
NEW HAMPSHIRE

Date	Units	Median Price
Oct-13	1,631	\$211,000
Oct-12	1,457	\$201,900



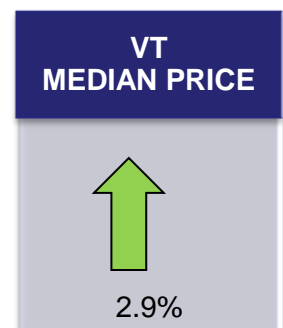
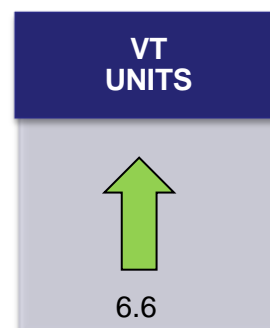
RHODE ISLAND

Date	Units	Median Price
Oct-13	997	\$205,000
Oct-12	864	\$200,000



VERMONT

Date	Units	Median Price
Oct-13	630	\$200,600
Oct-12	591	\$195,000





8 Strathmore Road | Natick, MA 01760 | 508.655.9400 | remax.com | remax-newengland.com

About RE/MAX of New England and Integra Enterprises

Since its inception in 1985, RE/MAX of New England has grown to over 220 offices and 2,700 sales associates throughout Connecticut, Maine, Massachusetts, New Hampshire, Rhode Island and Vermont, providing franchised residential and commercial real estate services to its franchisees and their real estate professionals.

Integra Enterprises Corporation is a privately held company headquartered in Toronto, Ontario, Canada. Integra is the largest sub-franchisor of Denver, Colorado based RE/MAX, LLC. Representing approximately 30 percent of RE/MAX worldwide with more than 27,000 agents, Integra operates RE/MAX regional headquarters in Massachusetts; Minnesota; Indiana; Toronto, Ontario, Canada; and Vienna, Austria. Integra's proven operating model supports its membership with a highly accessible and responsive regional leadership team delivering proprietary business development, training, marketing, and event management services from each of its regional offices.

For more information about Integra Enterprises read the [Integra brochure](#) or to read more about RE/MAX of New England visit the RE/MAX of New England blog at www.remax-newengland.com and follow us on Twitter at [@REMAXNE](#). RE/MAX is proud to help raise millions of dollars and support charitable organizations including Susan G. Komen for the Cure and Children's Miracle Network Hospitals.

DEFINITIONS

Transactions are the total number of closed residential (Single Family and Condo) transactions during the given month, with the exception of Maine. Maine transactions are the total number of closed residential (Single Family) transactions. Month's Supply of Inventory is the total number of residential properties listed for sale at the end of the month (active inventory) divided by the number of sales contracts signed (pending) during the month. Days on Market is the number of days that pass from the time a property is listed until the property goes under contract for all residential properties sold during the month. Median Sales Price is the median price of all residential properties sold during the month.

MLS data is provided by contracted data aggregators, RE/MAX brokerages and regional offices. While MLS data is believed to be accurate, it cannot be guaranteed. MLS data is constantly being updated, making any analysis a snapshot at a particular time. Every month the RE/MAX of New England Housing Report re-calculates the previous period's data to ensure accuracy over time. All raw data remains the intellectual property of each local MLS organization.

© copyright 2013 RE/MAX of New England, Inc